

**St Gregorios School, Dwarka**  
**Session: 2020-2021**  
**Class 1**  
**Subject- Mathematics**  
**Weekly Summary – 1 ( Dated 13/07/2020 – 17/07/2020)**

**Q-1 Write the number name**

- 1) 0 - \_\_\_\_\_
- 2) 8 - \_\_\_\_\_
- 3) 12 - \_\_\_\_\_
- 4) 18 - \_\_\_\_\_
- 5) 24 - \_\_\_\_\_
- 6) 39 - \_\_\_\_\_
- 7) 43 - \_\_\_\_\_
- 8) 50 - \_\_\_\_\_

**Q-2 Write the number**

- 1) thirteen - \_\_\_\_\_
- 2) twenty two - \_\_\_\_\_
- 3) thirty five - \_\_\_\_\_
- 4) forty nine - \_\_\_\_\_

**Q-3 What comes before ?**

- 1) \_\_\_\_\_ 16
- 2) \_\_\_\_\_ 36
- 3) \_\_\_\_\_ 40
- 4) \_\_\_\_\_ 48

**Q-4 What comes after ?**

- 1) 19 \_\_\_\_\_
- 2) 30 \_\_\_\_\_
- 3) 39 \_\_\_\_\_
- 4) 46 \_\_\_\_\_



**Q-11 Arrange the given numbers in Descending order ( from biggest to smallest ) :-**

1)      35                      25                      45

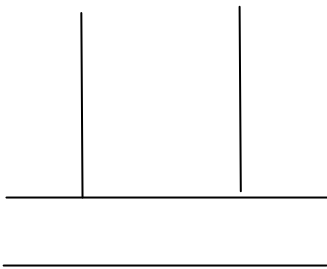
\_\_\_\_\_

2)      20                      50                      40

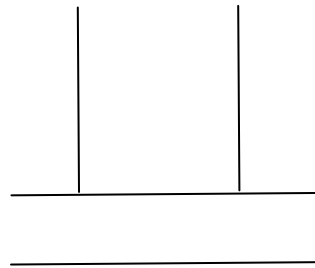
\_\_\_\_\_

**Q-13 Represent the given numbers on an Abacus**

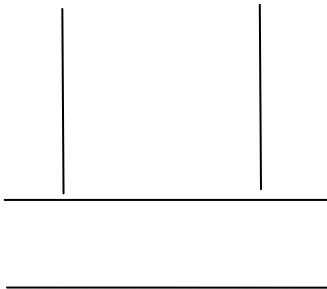
1)      8                      T                      O



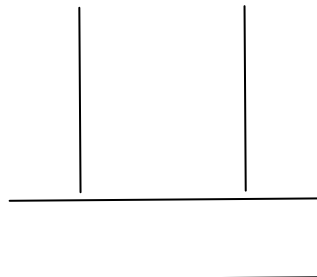
2)      23                      T                      O



3)      30                      T                      O



4)      44                      T                      O



# St. Gregorios School

Session: 2020-21

Class-1

Sub: E.V.S

Weekly Summary – 1(Dated: 13/7/20- 17/7/20)

## CHAPTER 3: MY HOME

---

- The **house** we live in with our family is our **home**.
- A house keeps us safe from heat, cold, rain, wind and wild animals.
- Some houses are made of bricks and cement.
- In villages houses are made of mud and straw (dry grass).
- Large buildings have many houses in it and they are called flats.
- Each room in a house has a different use:
  1. **Bedroom** – to sleep
  2. **Living room** – to receive our guests
  3. **Bathroom** – to take a bath
  4. **Kitchen** – to cook food
  5. **Dining room** – to eat our meals
- We should always keep our house neat and clean.

### A. New words:

1. Kitchen
2. Living room
3. Bedroom
4. Dining room
5. Bathroom

(Write these words two times in your notebook and learn them)

**B. Name these rooms:**

1. We eat in this room - \_\_\_\_\_
2. We sleep in this room - \_\_\_\_\_
3. We take a bath in this room - \_\_\_\_\_
4. We cook food in this room - \_\_\_\_\_
5. We receive our guests in this room - \_\_\_\_\_

**C. Fill in the blanks with the correct word given in the bracket:**

1. The house I live in is my \_\_\_\_\_ (school/home)
2. I live with my \_\_\_\_\_ in my house. (family/friends)
3. The \_\_\_\_\_ has a stove. (bathroom/ kitchen)
4. A \_\_\_\_\_ is a home in a building. (flat/ hut)
5. We must keep our house \_\_\_\_\_. (dirty/ clean)

**D. Put (✓) or (X):**

1. All houses are built with bricks. \_\_\_\_\_
2. We play in the kitchen. \_\_\_\_\_
3. We sleep in the bedroom. \_\_\_\_\_
4. A house keeps us safe from wind. \_\_\_\_\_
5. Each room in a house has a different use. \_\_\_\_\_

**E. Name two things found in each room:**

E.g.: Bedroom - Bed, Cot

1. Dining room –
2. Kitchen –
3. Living room –
4. Bathroom –

[Students can draw these things on the plain side of E.V.S. notebook. They can also paste pictures related to the lesson and make their copy creative and colourful. All the work should be done neatly in the classwork copy.]

## **CHAPTER - 4: MY BODY**

---

Through the picture given in the textbook (Tulips) page number 174, learn all the body parts. Children can also refer to practice worksheet-2 which was uploaded earlier in the school website.

- Every part of the body has a special role to play:
  1. Neck joins the head to the rest of the body.
  2. Arms help us to hold and carry things.
  3. Hands help us to write and hold things.
  4. Legs help us to stand, walk and run.
  5. Knee helps us to bend our legs.
  6. Teeth help us to bite and chew our food.
  7. Feet help us to stand up straight.
  
- There are five sense organs:
  1. Eyes – To see
  2. Nose. – To smell
  3. Ears - To hear
  4. Tongue – To taste
  5. Skin – To feel

**[Draw these sense organs in your notebook and colour it]**

**St.Gregorios School, Dwarka**

**Class I**

**Subject : English**

**Q1. Write plurals of the following words**

1. Watch - \_\_\_\_\_

2. Bus - \_\_\_\_\_

3. Grape - \_\_\_\_\_

4. Fox - \_\_\_\_\_

5. Hero - \_\_\_\_\_

6. Shred - \_\_\_\_\_

7. Flamingo - \_\_\_\_\_

8. Dish - \_\_\_\_\_

9. Bottle - \_\_\_\_\_

10. Pillow - \_\_\_\_\_

**Q2. Underline the naming words**

1. Rohan is standing under the tree.

2. Goa has many beaches.

3. Mangoes are in the basket.

4. Rita has kept dolls in the shelf.

5. Rabbit has long ears.

6. Teena rides her bicycle in the lane.

7. My elder brother is flying kite.

8. Cats are in their cage.

9. Books are kept on the table.

10. The mice squeak behind the door.

## इ ति व ई णी की मात्रा

प्रश्न-1- सही जगह इ या ई की मात्रा लगाओ :-

- |            |             |
|------------|-------------|
| (i) मा-च स | (vi) छड़-   |
| (ii) -द न  | (vii) चाब-  |
| (iii) ख-श  | (viii) -हरन |
| (iv) र-व   | (ix) मछल-   |
| (v) प-ह या | (x) छतर-    |

प्रश्न 2- उलट पलट कर नए शब्द बनाओ :-

- |                  |                    |
|------------------|--------------------|
| (i) जानी - _____ | (iii) सीरा - _____ |
| (ii) शखी - _____ | (iv) रखी - _____   |

प्रश्न 3- वर्णों को सही क्रम में लिखकर शब्द बनाओ -

- (i) इ की खि -
- (ii) पी प ता -
- (iii) सि र या -
- (iv) व शी क -

प्रश्न-4 - सही शब्द पर ० लगाओ -

(i) जानि जानी जीना

(ii) झील झिल झालि

(iii) लिचि लीची लाची

(iv) साड़ि साड़ी सीड़ी

प्रश्न 5 - शब्दों को लिखो व उनके चित्र बनाओ -

(i) लड़की - \_\_\_\_\_

(ii) ज्वाशपाती - \_\_\_\_\_

(iii) चिड़िया - \_\_\_\_\_

(iv) विमान - \_\_\_\_\_

(v) दीपक - \_\_\_\_\_

प्रश्न 6 - सोचो समझो और मिलाओ -

कहानी  
दिन  
गीला  
विशाल

ई  
4

श्  
P

मशीन  
हिंदी  
चिड़िया  
लड़की