

NAME - \_\_\_\_\_


WORKSHEET NO - 3


CLASS - UKG - \_\_\_\_\_

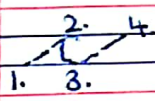
SUBJECT - ENGLISH

DATE - APRIL 2020


Q. Cursive Pattern Writing.


 Step 1. draw slanting line from 1 to 2 as shown.


 Step 2. make a curve.

 Step 3. then extend the line from 3 to 4.














Q2. Match the following.

M

n

Q

d

N

q

D

m

y

r

R

y



# ST. GREGORIOS PRE-PRIMARY SCHOOL


## ASSIGNMENT-5

NAME -

CLASS - UKG -

DATE -

HINDI



ख से खत

ख	ख	ख
ख	.	.
ख	.	.
ख	.	.
ख	.	.
ख	.	.
ख	.	.
ख	.	.
ख	.	.
ख	.	.

# ST. Gregorius Pre-Primary School

## MATHS

### Counting 51-60

NAME: \_\_\_\_\_

CLASS - U.K.G \_\_\_\_\_

T	0			T	0			T	0		
5	1			.	.			.	.		
5	2										
5	3										
5	4										
5	5										
5	6										
5	7										
5	8										
5	9										
6	0										

ST. Gregorios Pre-Primary School

MATHS

Count and write

NAME: \_\_\_\_\_

CLASS: U.K.G \_\_\_\_\_

