

# ST. GREGORIOS PRE-PRIMARY SCHOOL

## WORKSHEET-2

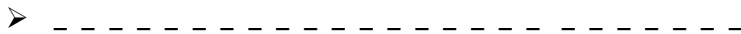
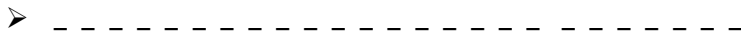
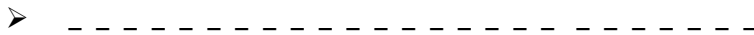
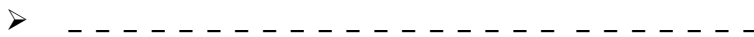
{ Pattern : SLEEPING LINE }

NAME: \_\_\_\_\_

CLASS : LKG

- Help the child to join the dots from left to right and make sleeping lines .
- Colour the smileys .

7



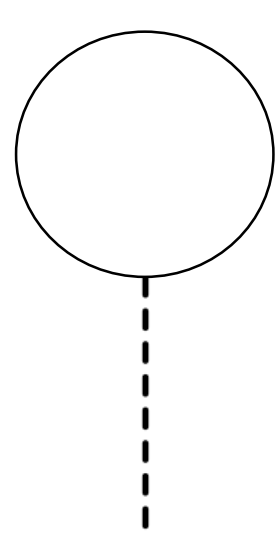
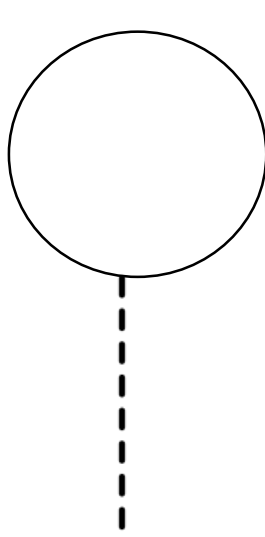
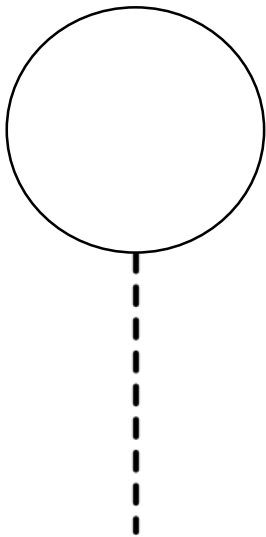
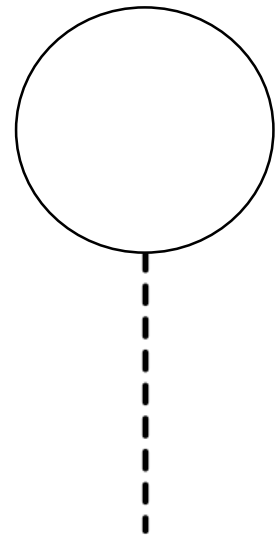
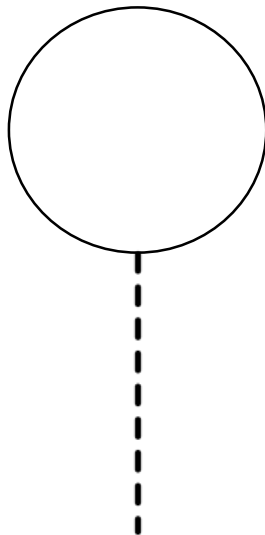
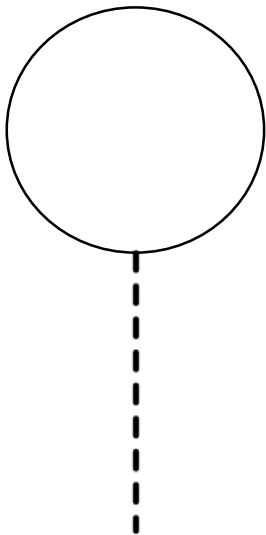
# St. Gregorios Pre-Primary School

## Worksheet

Name

Class - LKG

- Encourage your child to trace over the lines from top to bottom
- Join the dot of the lollipop stick to make standing lines.



Back-Open Curves [ C ]

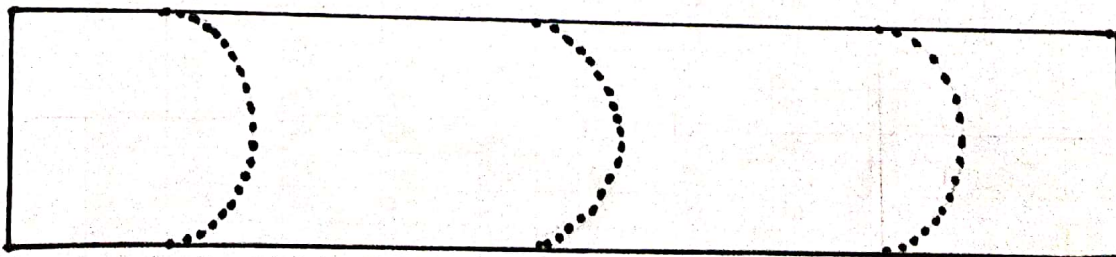
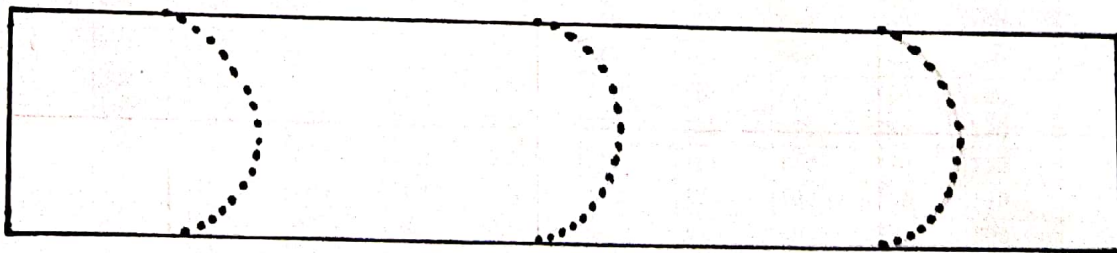

Name: \_\_\_\_\_

Class: LKG- \_\_\_\_\_

Follow arrows and trace the dots:-



Colour it




# ST GREGORIOS PRE-PRIMARY SCHOOL

## WORKSHEET

NAME -

CLASS- L.K.G

Encourage your child to write on pattern C and colour the picture.



C C C C

C C C C

C C C C

C C C C