

Subject English

Class 1

Topic Punctuation

1. Capital Letter (ABCD)
2. Full stop (.)
3. Question Marks (?)

Capital letters

Proper nouns are always begin with capital letters i.e. name of a person or name of a place.

A sentence always begin with a capital letter.

'I' is used in capital letter.

Ex **G**oa, **T**ia, **K**ashmir, **S**am

I am working hard.

Amit and **I** are going to **S**himla.

The horse is running fast.

Full stop (.)

It is always used at the end of a sentence.

Ex- 1. Amit likes chocolates.

2. Raman plays with her little sister.

Question Mark(?)

It is always used in at the end of a question.

Now the point is how to recognize a question.

A question always begin with

A WHfamily word and ends with a question mark(?)

(What, Where, Why, When, How, Who, Which)

Ex – What is your name ?

How are you ?

Where are my books ?

Parents are requested to highlight the Punctuation Marks as done above with the green colour on the red line.

Punctuate and rewrite the following sentences by using the capital letters, fullstop, question mark.

1. tom and jerry are best friends

Ans. Tom and Jerry are best friends.

2. tia lives in mumbai

3. we are going to attend the function

4. what is my name

5. my name is riyaansh

6. this is my pet dog bruno

7. why are you not writing neatly

8. he is my cousin brother sumit

9. shimla is a beautiful place to visit

10. jaipur is called pink city

11. goa has many beautiful beaches

12. how is my grandmother now

13. i want to visit paris .

14. sneha is my younger sister

15. sheena enjoys vacation to manali

16. lion is our national animal

17. ria and sia are twin sisters

18. samar recently visited america

19. football is behind the door

20. why the babies are crying

St. Gregorios School

Session: 2020-21

Class-1

Sub: E.V.S

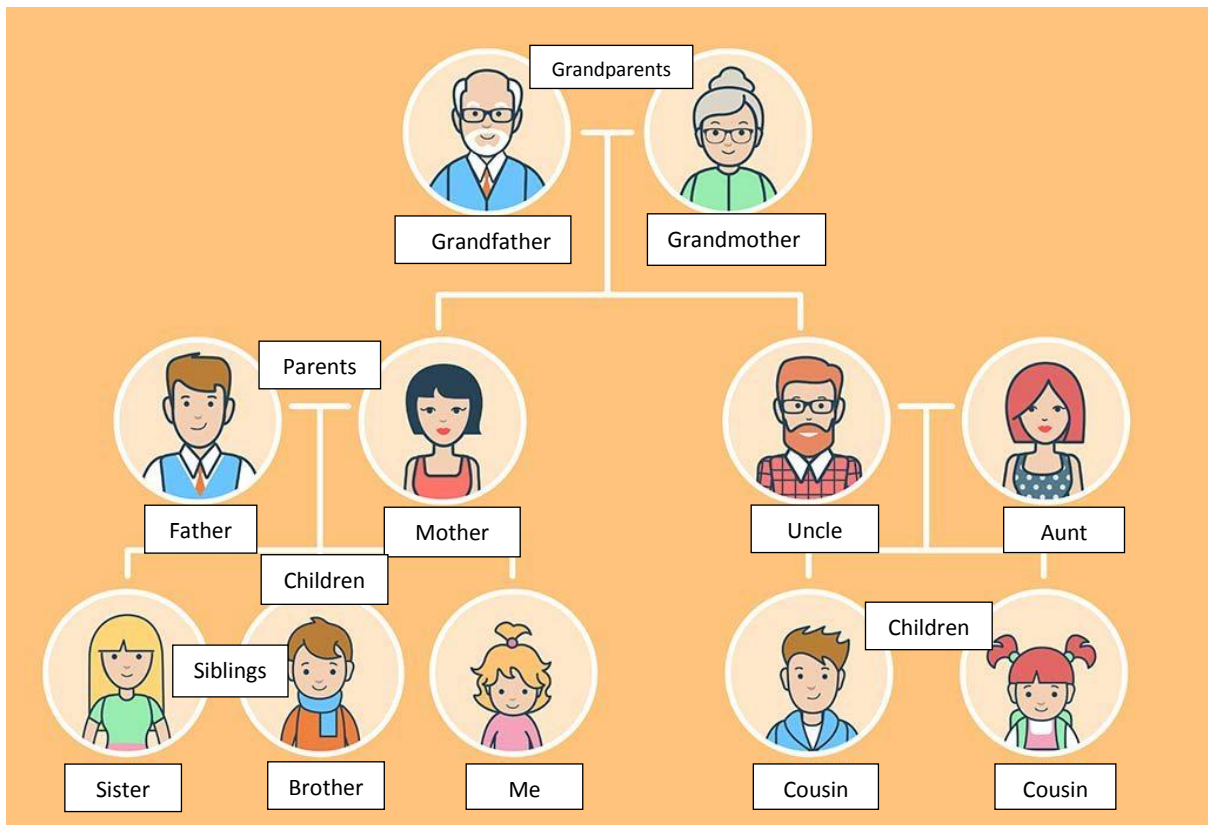
Practice Worksheet – 4

Topic: My Family (Chapter-2)

Name: _____

A. Look at the picture below and learn the new words.

[New words: Family, Grandparents, Grandfather, Grandmother, Parents, Father, Mother, Uncle, Aunt, Brother, Sister, Siblings, Cousins.]



[**Note:** Learn the new words and write two times in the notebook]

B. Learn the relationship amongst the members mentioned in the above family chart.

1. Father and mother – Parents
2. Brothers and sisters- Siblings
3. Uncle's and aunt's children – Cousins
4. Mother's and father's brother – Uncle
5. Mother's and Father's sister – Aunt
6. Father's and mother's parents – Grandparents
7. Father's and mother's mother – Grandmother
8. Father's and mother's father – Grandfather

C. Fill in the missing letters to complete the names used for family members.

1. P a ____ e n t s
2. S i b ____ i ____ g s
3. C ____ u s ____ n s
4. ____ u n t
5. U n ____ l e
6. F a ____ h ____ r
7. M ____ t ____ e r
8. B ____ o ____ h e r
9. S ____ s t ____ r

[**Note:** Read the chapter thoroughly and solve the textual exercises according to the availability of the textbook.]

St. Gregorios School,
Dwarka (2020-21)
Class I

Sub: Mathematics 4

Practice Worksheet - 4

Topic - Numbers upto 50

Instructions to be
followed:

- Follow the same pattern in maths notebook.
- If new notebook is not available, previous year notebook or even sheets can be used for doing the worksheets.

Introduction:

- As you all are familiar with number concept of numbers upto 20 in the previous three worksheets, let us start with the following concepts of numbers upto 50.

Counting

(2 1 - 5 0)

T O		T O		T O	
2	1	3	1	4	1
2	2	3	2	4	2
2	3	3	3	4	3
2	4	3	4	4	4
2	5	3	5	4	5
2	6	3	6	4	6
2	7	3	7	4	7
2	8	3	8	4	8
2	9	3	9	4	9
3	0	4	0	5	0

Number names

2 1 - 3 0

2 1 - Twenty one

2 2 - Twenty two

2 3 - Twenty three

2 4 - Twenty four

2 5 - Twenty five

2 6 - Twenty six

2 7 - Twenty seven

2 8 - Twenty eight

2 9 - Twenty nine

3 0 - Thirty

Number names

3 1 - 4 0

3 1 - Thirty one

3 2 - Thirty two

3 3 - Thirty three

3 4 - Thirty four

3 5 - Thirty five

3 6 - Thirty six

3 7 - Thirty seven

3 8 - Thirty eight

3 9 - Thirty nine

4 0 - Forty

Number names

41 - 50

41 - Forty one

42 -

43 -

44 -

45 -

46 -

47 -

48 -

49 -

50 - Fifty

Follow the same pattern to write number names 41 - 50.

What comes before ?

1.) 2 1 · 2 2

2.) · 2 6

3.) · 3 0

4.) · 3 8

5.) · 4 1

6.) · 4 5

7.) · 5 0

What comes after?

1.) 2 3 . 2 4

2.) 2 9 . _____

3.) 3 3 . _____

4.) 3 7 . _____

5.) 4 0 . _____

6.) 4 2 . _____

7.) 4 9 . _____

What comes between?

1.) $25 \cdot \underline{26} \cdot 27$

2.) $30 \cdot \underline{\quad} \cdot 32$

3.) $36 \cdot \underline{\quad} \cdot 38$

4.) $40 \cdot \underline{41} \cdot 42$

5.) $43 \cdot \underline{\quad} \cdot 45$

6.) $48 \cdot \underline{\quad} \cdot 50$

7.) $28 \cdot \underline{\quad} \cdot 30$

Fill in the missing numbers:

1.) 2 4 , 2 5 , 2 6 , 2 7

2.) 2 8 , 2 9 , _____ , _____

3.) 3 1 , 3 2 , 3 3 , _____

4.) 3 6 , 3 7 , _____ , _____

5.) 4 0 , 4 1 , _____ , _____

6.) 4 5 , 4 6 , _____ , _____

ब्रह्म (X)

ब्रह्म (IX)

ब्रह्म (VIII)

ब्रह्म (VII)

ब्रह्म (VI)

ब्रह्म (IV)

ब्रह्म (III)

ब्रह्म (II)

ब्रह्म (I) (3)

ब्रह्म (VIII)

ब्रह्म (IV)

ब्रह्म (VII)

ब्रह्म (III)

ब्रह्म (X)

ब्रह्म (VI)

ब्रह्म (II)

ब्रह्म (XI)

ब्रह्म (V)

ब्रह्म (I) (2)

ब्रह्म (X)

ब्रह्म (V)

ब्रह्म (IX)

ब्रह्म (IV)

ब्रह्म (VIII)

ब्रह्म (III)

ब्रह्म (VII)

ब्रह्म (II)

ब्रह्म (VI)

ब्रह्म (I) (F)

ब्रह्म लोकात् ब्रह्म

ब्रह्म - ब्रह्म I - ब्रह्म

[2020-21] ब्रह्म = ब्रह्म

अभ्यास-पत्रिका - [२०२०-२१]

कक्षा - I विषय - हिन्दी

आ (T) की मात्रा

क + T = का का का

ख + T = खा

(ii) ग + T = गा

(iv) घ + T = घा

(v) च + T = चा

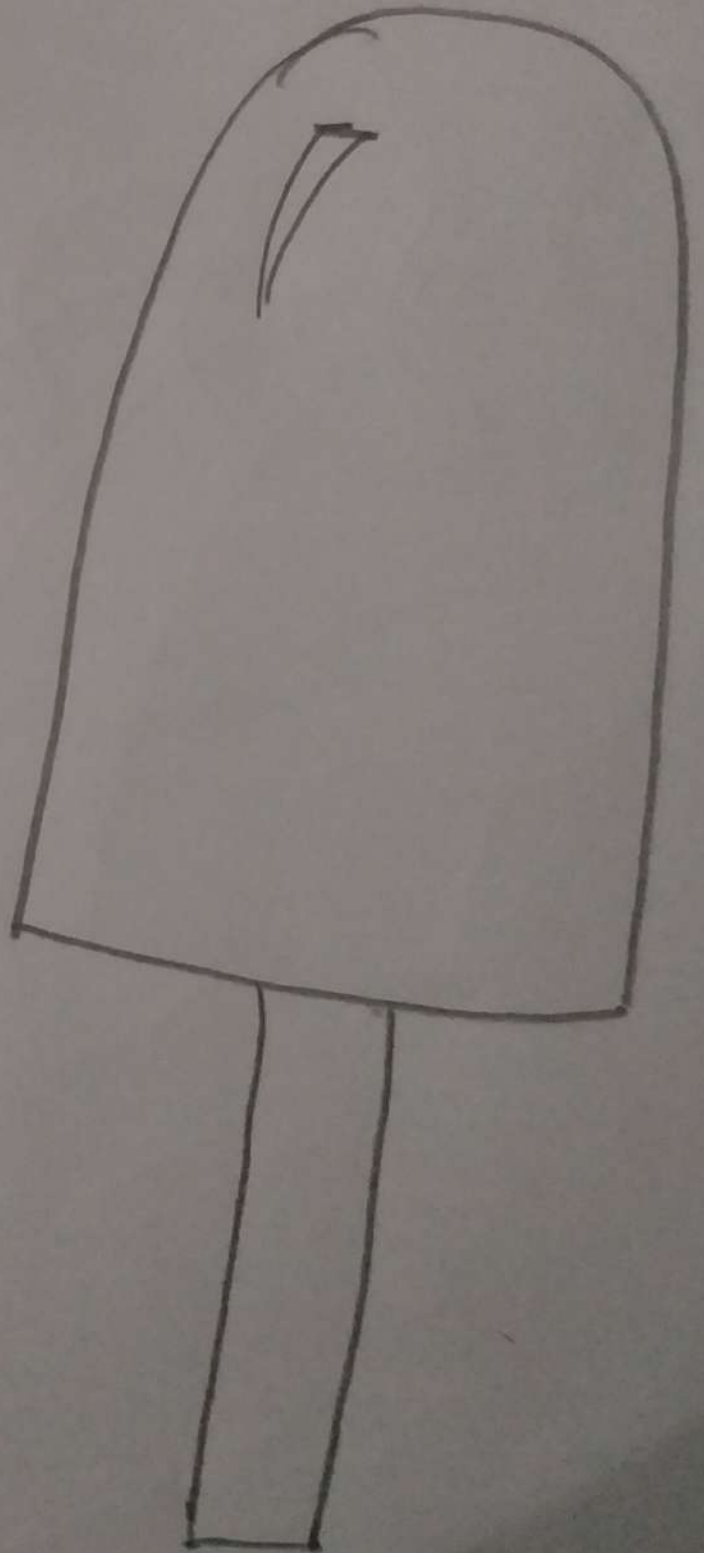

(vi) छ + T = छा

(vii) ज + T = जा

(viii) झ + T = झा

(ix) ट + T = टा

(x) ठ + T = ठा



CLASS - 1 DRAW AND COLOUR

