

अभ्यास - पत्रिका [2020-21]

विषय - हिन्दी कक्षा - I

आ की मात्रा

① जोड़ कर शब्द पूरे करो :-

(i) आ ← म
शम
समान

(ii)

पा ← लक
लजा
ठशाला

② चित्रों को उनके नाम से मिलाओ :-

(i)



बादल

(ii)



वाजा

(iii)



साला

पालक



REDMI NOTE 6 PRO
MI DUAL CAMERA

विषय - हिन्दी कक्षा - I

आ की मात्रा

(i) क + ट + म = काम

(ii) ज + ट + म = जाम

(iii) ज + ट + प = जाप

(iv) स + ट + प = साप

(v) श + ट + म = शाम

(vi) प + ट + स = पास

(vii) ल + ट + ल = लाल

(viii) ज + ट + व = जाव

(ix) क + ट + र = कार

(x) ह + ट + थ = हाथ

(xi) ह + र + ट = हर

(xii) क + ज + ट = कजा

(xiii) अ + ज + ट + र = अजार

(xiv) क + ट + ढ + ल = काढल

St. Gregorios School,
Dwarka (2020-21)
Class I

Sub: Mathematics

Practice Worksheet-5

Ch- Numbers upto 50

Instructions to be
followed:

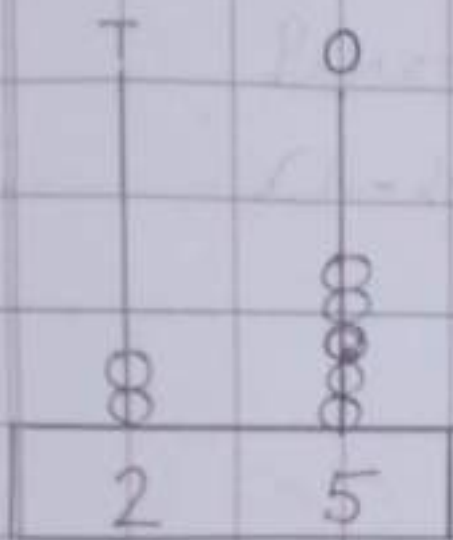
- Follow the same pattern in maths notebook.
- If new notebook is not available, previous year notebook or even sheets can be used for doing the worksheets.

Introduction :

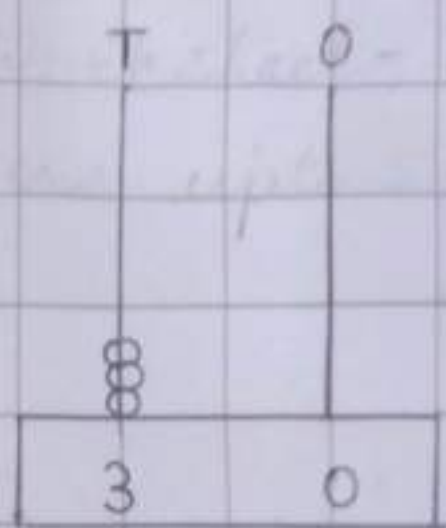
- As you all are familiar with number concept of numbers upto 20 in the previous three worksheets, let us start with the following concepts of numbers upto 50.

Represent the given numbers on an Abacus:


1.) 25




2.) 30



3.) 38



4.) 44



5.) 4 2

T O

6.) 4 8

T O

7.) 2 9

T O

8.) 5 0

T O

Write the expanded form

T O

1.) 2 3 = 2 tens and 3 ones

T O

2.) 2 6 = 2 tens and 6 ones

T O

3.) 3 0 = 3 tens and 0 ones

T O

4.) 3 5

T O

5.) 4 1

T O

6.) 4 4

T O

7.) 5 0

Write the number

T O

1.) 2 tens and 4 ones = 24

2.) 3 tens and 2 ones = _____

3.) 2 tens and 7 ones = _____

4.) 3 tens and 3 ones = _____

5.) 4 tens and 0 ones = _____

6.) 4 tens and 9 ones = _____

7.) 5 tens and 0 ones = _____

Put $>$, $<$ or $=$

$$1.) \quad 23 \quad \underline{<} \quad 32$$

$$2.) \quad 38 \quad \underline{\quad} \quad 36$$

$$3.) \quad 42 \quad \underline{\quad} \quad 44$$

$$4.) \quad 30 \quad \underline{\quad} \quad 20$$

$$5.) \quad 45 \quad \underline{\quad} \quad 45$$

$$6.) \quad 46 \quad \underline{\quad} \quad 50$$

$$7.) \quad 42 \quad \underline{\quad} \quad 24$$

Arrange in ascending order (from smallest to biggest)

1.) $3^{\textcircled{2}}6$, $3^{\textcircled{3}}9$, $3^{\textcircled{1}}2$

Ans 32 , 36 , 39

2.) 25 , 35 , 30

Ans

3.) 41 , 31 , 21

Ans

4.) 3 4 , 4 3 , 3 7

Ans

5.) 2 8 , 2 6 , 2 4

Ans

6.) 4 9 , 5 0 , 4 8

Ans

Arrange in descending order (from biggest to smallest) :-

1.) ^① 2 9 , ^③ 2 6 , ^② 2 8

Ans 2 9 , 2 8 , 2 6

2.) 3 1 , 4 1 , 2 1

Ans

3.) 4 5 , 4 9 , 4 7

Ans

4.) 2 5 , 2 8 , 2 7

Ans

5.) 3 9 , 3 6 , 3 8

Ans

6.) 4 4 , 3 4 , 4 0

Ans

Learn for orals

Table of 2

$$2 \times 1 = 2$$

$$2 \times 2 = 4$$

$$2 \times 3 = 6$$

$$2 \times 4 = 8$$

$$2 \times 5 = 10$$

$$2 \times 6 = 12$$

$$2 \times 7 = 14$$

$$2 \times 8 = 16$$

$$2 \times 9 = 18$$

$$2 \times 10 = 20$$

Class 1

Subject English

Lesson 1 The fox and the grapes....

Read the lesson carefully and also do the story enactment with siblings or parents.

Rhythming Words

1. Fox- box, pox
2. Reach – teach , beach
3. Catch- match, batch
4. Bill – pill , till , chill
5. Cry–fry , try , dry
6. Shell – bell , yell, tell
7. Tail- bail, fail, mail

LESSON 2 A Snail Tail

Read the lesson carefully and do following exercises in your notebook

Difficult Words

1. R- ou-nd = round
2. Sh – ell = shell
3. H- ea- vy = heavy
4. Up- hi- ll = uphill
5. Ev-ery- wh-ere = everywhere
6. Li-tt- le = Little
7. Gar-den= garden
8. T- ai- l= tail
9. Sn- ai-l = snail
10. In-si – de = inside
11. F-ai- r = fair
12. Ev-ery- one= everyone

Learn the spelling and read them loudly

Action words

Action words are those words which has an action or movement

1. Carry
2. Climb
3. Crawl
4. Call
5. Catch
6. Try
7. Cry
8. Live
9. Hide
10. Eat
11. Stay
12. Come
13. Go

Parents are requested to use these action words repeatedly to clear the concept.

Add ing (above mentioned action words) and follow the format.

1. Carry+ ing = carrying
2. Crawl + ing = crawling
3. Catch + ing = catching
4. live(x)+ ing = living
5. Hide(x)+ ing = hiding
6. Come(x)+ ing = coming
7. Try +ing = trying
8. Eat + ing = eating
9. catch+ ing = catching
10. Call+ ing = calling
11. Stay + ing = staying

Opposites

1. big x Small
2. Up x Down
3. Heavy xLight
4. Safe XUnsafe
5. comex Go
6. Inside x. Outside
7. Cryx Laugh
8. Hard x Soft
9. Fair x Unfair
10. Back x In front of

Q/ Ans

Parents are requested to leave one line after every answer

Q1. Who lives in the garden?

Ans. The snail lives in the garden.

Q2. What does Lily carry?Where?

Ans. Lily carries its shell on her back.

Q3. How was the shell?

Ans The shell was big and heavy.

Q4. Whom does Lily meet?

Ans. Lily meets a big crow named Blacky.

Fill ups

(Parents are requested to underline on the red line with green colour)

1. The shell was big and round.

2. Blacky tried to catch Lily.
 3. The snail swas so small.
 4. Lily hid safe inside its shell.
 5. Blackly got bored and flew away.
-

Learn the poem : The Rainbow

Kindly make the students to recite the poem with correct pronunciation, rhythm and intonation.

Word meaning can be learnt and written in the copy in cursive handwriting

St. Gregorios School

Session: 2020-21

Class-1


Sub: E.V.S

Practice Worksheet – 5

Topic: Small, large and joint family.

Name: _____

A. Look at the picture below and observe the differences among the three types of families.



1. **Small family:** A small family is made of father, mother and one or two children.
2. **Large family:** A large family is made of grandparents, parents and their children.
3. **Joint family:** A joint family is made of grandparents, parents, children, uncles, aunts and cousins.

B. What Family Members Do:

1. Family members love and care for each other.
2. They help each other.
3. They share the work at home.
4. Grandparents also help the family members.
5. They love you and play with you.

[**Note:** Students are not required to write the information given in (A) and (B). It is only for reading and understanding]

C. New words:

- | | |
|------------|-------------|
| 1. Family | 7. Elders |
| 2. Small | 8. Care |
| 3. Large | 9. Love |
| 4. Joint | 10. Respect |
| 5. Members | 11. Obey |
| 6. Share | 12. Listen |


[**Note:** Write these new words two times in your notebook and learn them.]

D. Complete these sentences about your family.

1. I live in a _____ family. (small, large, joint)
2. There are _____ members in my family. (number of family members)
3. _____ is the oldest in my family.
4. My _____ helps me in my studies.

5. _____ is/am the youngest in my family.

E. Look at Mohan and Leela's family. Complete the sentences.



1. Rohit's father's name is _____.
2. Anu has _____ brothers.
3. Raj's brother's name is _____.
4. Pallavi's mother is _____.
5. The youngest in the family is _____.
6. Leela's eldest child is _____.


F. Fill in the blanks.

1. Members of a family _____ each other.
2. Mother _____ for the family.
3. _____ tells us stories.
4. Grandfather _____ with the children.
5. Grandparents, parents and their children make a _____ family.

I

FIRE MAN





I