

St Gregorios School, Dwarka

Session: 2020-2021

Class 1

Subject- Mathematics

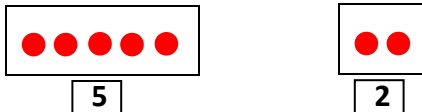
Practice Worksheet - 3

- Ch-4 Comparison Of Numbers

Activity 1: Comparison Of Numbers

- When two numbers are compared , one will be **greater than** , **less than** or **equal to** the other number .

- Greater than (>)**



You can see that number of balls in the first box are **more than** in the second box .

So we write $5 > 2$

We say 5 is **greater than** 2

- Less than (<)**



You can see that number of stars in the first box are **less than** in the second box .

So we write $3 < 6$

We say 3 is **less than** 6

- Equal to (=)**



You can see that number of smileys in the first box are **equal to** in the second box .

So we write $4 = 4$

We say 4 is **equal to** 4

We can also explain this concept with the help of a bird's beak i.e a bird's beak opens towards a greater number .

On this basis , put $>$, $<$ or $=$

Eg. 4 1

Eg. 5 7

Eg. 9 9

1) 3

2) 6

3) 5

2) 7

5) 4

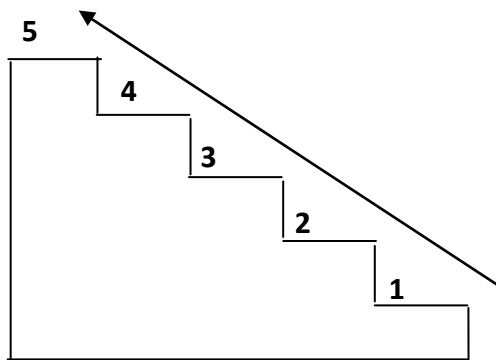
2) 8

7) 6

2) 9

Activity 2: ASCENDING ORDER

- Take 5 sheets of paper.
- Write numbers 1 – 5 , one on each sheet.
- Go to the stair case in your house .
- Paste slip containing no 1 on the first step of stair case , slip containing number 2 on the second step and so on .
- Ask your child to climb up the stairs and count the number of each stair aloud
- Then you can explain **1** is the **smallest** number , 2 is greater than 1 , 3 is greater than 2 and 1 , 4 is greater than 3 , 2 and 1 , 5 is the greatest of all the numbers .
- So we can write 1 , 2 , 3 , 4 , 5 in ascending order (from smallest to biggest)



On this basis , arrange the following numbers in ascending order (from smallest to biggest)

Eg. 3 , 2 , 5

Ans . 2 , 3 , 5

1) 4 , 1 , 6

Ans . _____ , _____ , _____

2) 7 , 3 , 5

Ans . _____ , _____ , _____

3) 5 , 6 , 4

Ans . _____ , _____ , _____

4) 9 , 7 , 8

Ans . _____ , _____ , _____

Activity 3 – Descending order

Look at the following pictures



3



2



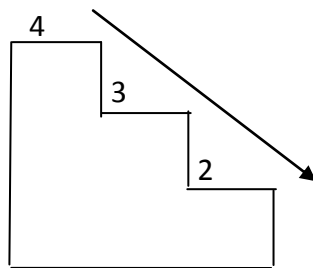
4

You can see **4** is the **greatest** number out of 3 , 2 , 4

3 is **less than** 4

2 is the **smallest** number out of 3 , 2 , 4

So we can write 4 , 3 , 2 in the descending order (from biggest to smallest)



On this basis , arrange the following numbers in descending order (from biggest to smallest)

Eg. 4 , 2 , 5

Ans . 5 , 4 , 2

1) 3 , 1 , 6

Ans . _____ , _____ , _____

2) 2 , 4 , 7

Ans . _____ , _____ , _____

3) 8 , 7 , 9

Ans . _____ , _____ , _____

4) 9 , 10 , 8

Ans . _____ , _____ , _____

Note : you can use objects (like beads , pencils etc) to explain these concepts clearly .

HW : Do textual exercises of chapter 4 - Comparison of numbers in your text book –
Tulips An Integrated Semester Course , Book 1 Semester 1 .

Class 1

English

Alphabetical order

Write A- Z

Observe the first letter of the following words put in alphabetical order (serial order)...ex

Pan Cat. Oat. Rat

And. Cat. Oat. Pan. Rat

1. Glass. Mat. Hat. Dog
2. Cup book shoe. Fan
3. Pencil. Bed. Tree yacht
4. Mugs. Shop. Bus. Door
5. Snake. Lion. Rabbit. Bear
6. House. Igloo. Cave. Bungalow

KINDLY VISIT https://youtu.be/WN_Z0syQSB4 FOR NAMING WORDS

Class 1 English

Topic -Naming Words

Everything has a name. Whether it is big or small, one or many, natural or man made. We call people, things, places, animals and birds.

Ex. Ram, girl, bus, dog, cat, city, pencil, chair, India.

Read the following passage and underline that name people, place, things with green colour on the red line.

Amit and his grandfather go to park daily. Amit also carries his pet dog Bruno. Amit also carries a big bag with lots of eatables and football. The park is near the hospital. Manu and Rajan wait for him near the bus top. Amit and Rajan are running after the butterflies. Grandfather sits on a bench under the mango tree. Manu climbed the tree and see a nest. There are two birds and five eggs in the nest.

Kindly make your child practice cursive handwriting .It will improve the handwriting. Follow the cursive writing charts sent to you for the correct formation of the letter.

Q1. Read the following sentences and underline the naming words.

1. The mango is my favourite fruit.
2. This garden is full of red roses.
3. The book is on the table.
4. Samarth Roy is a kind man.
5. An elephant lives in a forest.
6. Rita has a doll.
7. Shalini has a rabbit. It's name is Tiara.
8. The capital of India is New Delhi.
9. Rohit wants to go America.
10. My grandmother lives in Jaipur.
11. I have a parrot. Its name is Miku.
12. My teacher's name is Annie Thomas.
13. The name of our planet is Earth.

Q2. Circle the naming words

1. Bus. Hello. Cow. Jam
2. Good. Man. Run. Clap
3. Boat. Sit. Cap. Doctor

Q3. Underline the names of people

1. Mary is a girl.
2. My aunt has a son.
3. The baby is playing with her mother.
4. My teacher loves me.

Q4. Fill in the blanks with names of places.

1. The----- is full of flowers.
2. I saw many animals at the -----.
3. There are red curtains in my-----.
4. My mother works in an.....
5. I go to-----in the morning.

School	Park	
Room		Office
	Zoo	

Q5. Circle the odd one out

1. Cat Goat Crow Doll snake
2. Bat Ball water Teddy Car
3. Pen. Car. Bus. Cycle ship
4. Mango Orange Hen Banana
5. Dosa. Cake jam paper bread

Q6. Write down the names

1. Your name
2. Your best friend's name
3. Your school's name
4. Your father's name
5. Your mother's name
6. Your teacher's name
7. Your brother' / sister's name
8. Your city's name
9. Your favourite country/state
10. Your birth place
11. Your planet's name

Class 1 ENG

Revision

Q1. Write the capital cursive letter of the following

1. D _____
2. L _____
3. F _____
4. G _____
5. Y _____
6. R _____

Q2. Write small cursive letter of the following.....

1. X.....
2. S.....
3. Z.....
4. H.....
5. J.....
6. E.....

Q3. Write a/ an

1. _____ onion
2. _____ ship
3. _____ eye
4. _____ box
5. _____ duck
6. _____ ear
7. _____ pen
8. _____ inkpot
9. _____ igloo
10. _____ monkey

सेंट ग्रेगोरियस स्कूल [२०२०-२१]

कक्षा - I

अभ्यास - पत्रिका - 1

स्वर

अ आ इ ई

उ ऊ ऋ ॠ

ए ऐ औ औं

अं अः

नोट :- लिखित स्वर का निम्न लाइनों
के अनुसार अभ्यास करवाएँ।



[2020-21]

अभ्यास - पात्रिका = 2

कक्षा - 1

व्यंजन

क ख ग घ ङ

च छ ज झ ञ

ट ठ ड ढ ण

त थ द ध न

प फ ब भ म

य र ल व श

ष स ह

क्ष त्र ज्ञ

नोट :- लिखित व्यंजन का निम्न लाइनों
के अनुसार अभ्यास करवाएँ।



St. Gregorios School
Session: 2020-21
Class-1
Sub: E.V.S
Practice Worksheet – 3
Topic: My Body

Name: _____

A. Choose the correct word and fill in the blanks:

1. Each part of our body has a _____ use. (same/different)
2. While reading a story book we use our _____.
(eyes/nose)
3. We have _____ nose, but _____ eyes. (one/two)
4. We _____ food with our teeth but taste it with our
_____. (chew/tongue)
5. _____ helps us to feel things. (nose/skin)
6. We have _____ toes and fingers. (twenty/ten)
7. The _____ joins our head with the rest of our body.
(chin/neck)
8. My feet help me to _____. (eat/stand)

B. Which part of the body will help you?

1. Towel is blue in colour. _____
2. Milk is cold. _____
3. Orange is sour. _____
4. Smell the perfume. _____

5. Ring tone of a mobile. _____

C. How many of each do you have? Write the number.

1. Eyes	
2. Nose	
3. Fingers	
4. Head	
5. Ears	
6. Legs	
7. Thumbs	
8. Legs	

D. Answer the following:

1. Five sense organs: _____
2. Parts of the body that are in pairs _____
3. Any five parts found on your face

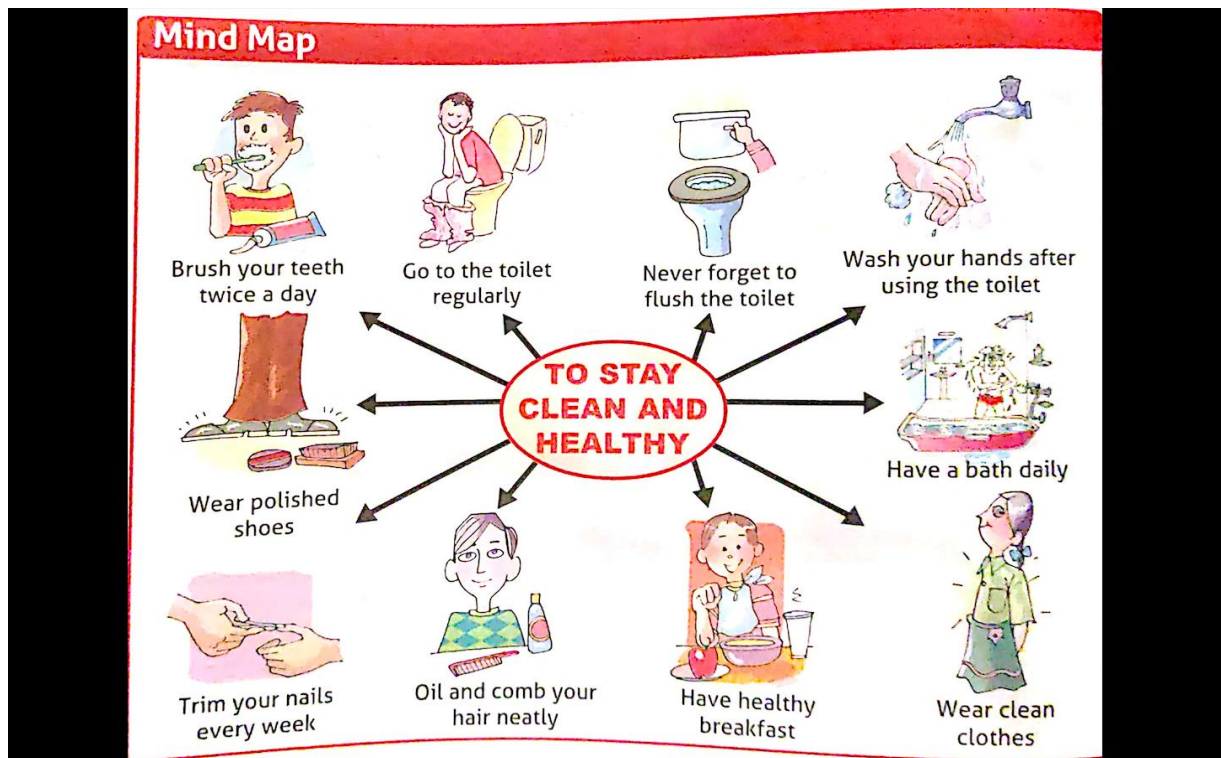
E. Match the following:

- | | | |
|-----------------|---|-----------------------------|
| 1. Nose | - | help to bend our legs |
| 2. Knee | - | breathe and smell |
| 3. Skin | - | good touch |
| 4. Mother's hug | - | the outer cover of our body |

F. Name two things needed for the following activities.

1. Cleaning the teeth _____
2. Taking a bath _____
3. Cleaning the hair _____

G. Go through the following chart and try revising it.



Note: Solve the textual exercises of lesson 1 and 4 in the textbook. (if available)