

Class - II (English)  
Chapter -1  
Jack and the Beanstalk

### Chapter summary

Jack and his mother live in an old cottage. They are poor and have no money for food. So Jack's mother asks him to sell their cow and bring the money to buy some food.

Jack unties his cow and walks fast. He meets an old man on his way.

Jack sells his cow for a magic bean to the old man. Jack's mother was cooking some cauliflower soup. Jack tells his mother that he got a magic bean for the cow. His mother is not happy. She throws the bean out and calls him foolish. The magic bean falls near a rose bush.

The next day, there is a huge beanstalk outside their home. Jack climbs the magic bean and reaches the sky. He sees a castle there. He enters the castle and sees a scary giant. Jack hides himself. The giant is counting his gold coins on a table. A hen and a harp are there on the table. The hen lays golden egg and harp plays tune to put giant to sleep. As soon as the giant falls asleep. Jack takes his gold coins, hen and the harp. Jack runs and reaches the beanstalk. He starts climbing down to his house. The giant starts chasing Jack. Jack asks his mother to bring an axe. He chops the beanstalk with the axe. The giant comes crashing down and dies.

### Practice Time

Q1. Write the underlined words two times.

Q2. Glossary (Word Meaning)

(i) cottage (ii) castle (iii) giant (iv) harp (v) chop (vi) beanstalk

Q3. Frame sentences using the given words.

(i) mother (ii) house (iii) counting (iv) climbing

Q4. Give Opposite

(i) outside (ii) huge (iii) sell (iv) enter (v) foolish

Q5. Answer the given questions.

(i) Where did Jack and his mother live?

(ii) Why did Jack 's mother ask him to sell the cow?

(iii) Who gave Jack a magic bean?

(iv) What did Jack find when he climbed the bean stalk?

(v) What did Jack bring back from the castle?

Note: - Use any available notebook to do the work.

Class - II (English)  
Chapter -1  
Jack and the Beanstalk

ANSWER KEY

Practice Time

Q1. Write the underlined words two times.

Q2. Glossary (Word Meaning)

(i) cottage – a small hut

(ii) castle – a large building with high walls

(iii) giant – a very big person

(iv) harp – a musical instrument

(v) chop – to cut

(vi) beanstalk -- stem of a bean plant

Q3. Frame sentences using the given words.

(i) mother (ii) house (iii) counting (iv) climbing

Q4. Give Opposite

(i) outside – inside

(ii) huge – tiny

(iii) sell – buy

(iv) enter – exit

(v) foolish – clever

Q5. Answer the given questions.

(i) Jack and his mother lived in a small cottage.

(ii) Jack 's mother asked him to sell the cow because they had no money to buy food.

(iii) An old man gave Jack a magic bean.

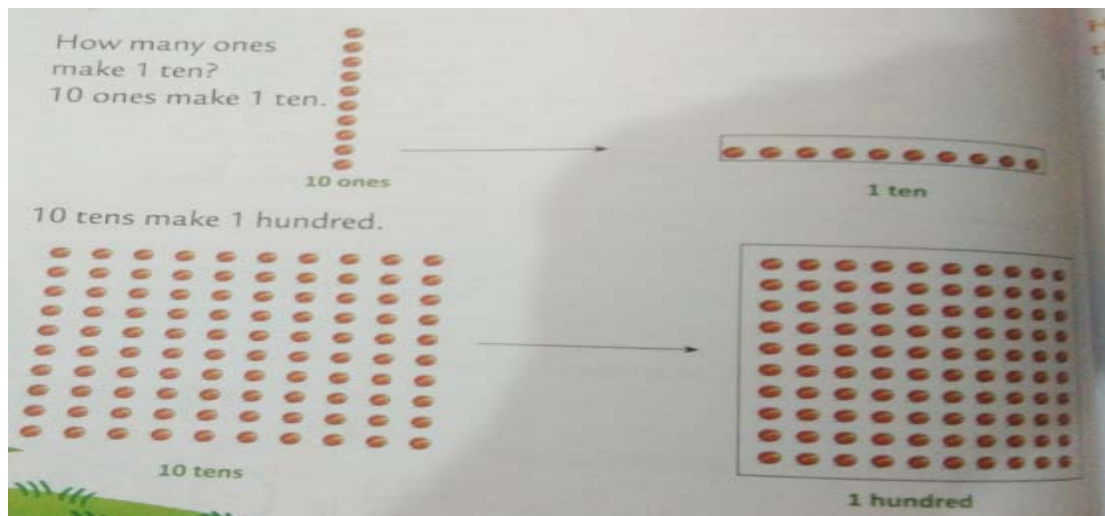
(iv) Jack found a castle when he climbed the bean stalk.

(v) Jack brought back a bag of gold coins, a hen and a harp from the castle.


**ST. GREGORIOS SCHOOL, DWARKA**  
**WORKSHEET-1**  
**CLASS : II**  
**SUBJECT – MATHEMATICS**  
**Chapter 1. Numbers upto 1000**

**0,1, 2,3, 4, 5, 5, 6, 7, 8, 9** are the **digits** that make up numbers in our number system.

We use **digits** and **place value** to read and write numbers.



The three- digit number can be represented using blocks as follows:



**10 ones = 1 ten**

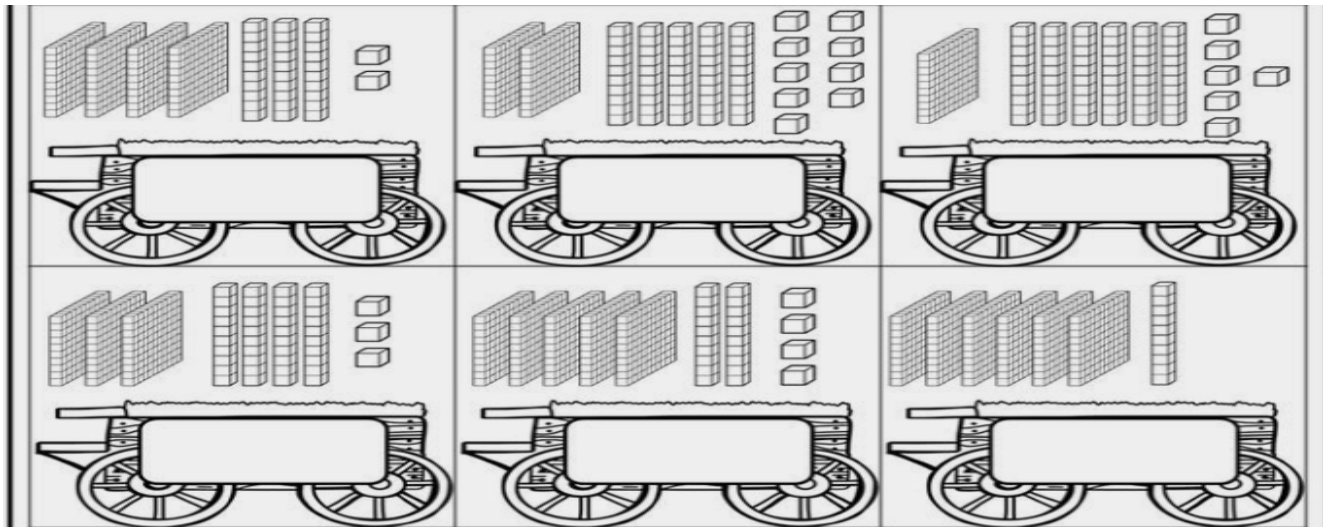
**10 tens = 1 hundred**

**Here,**

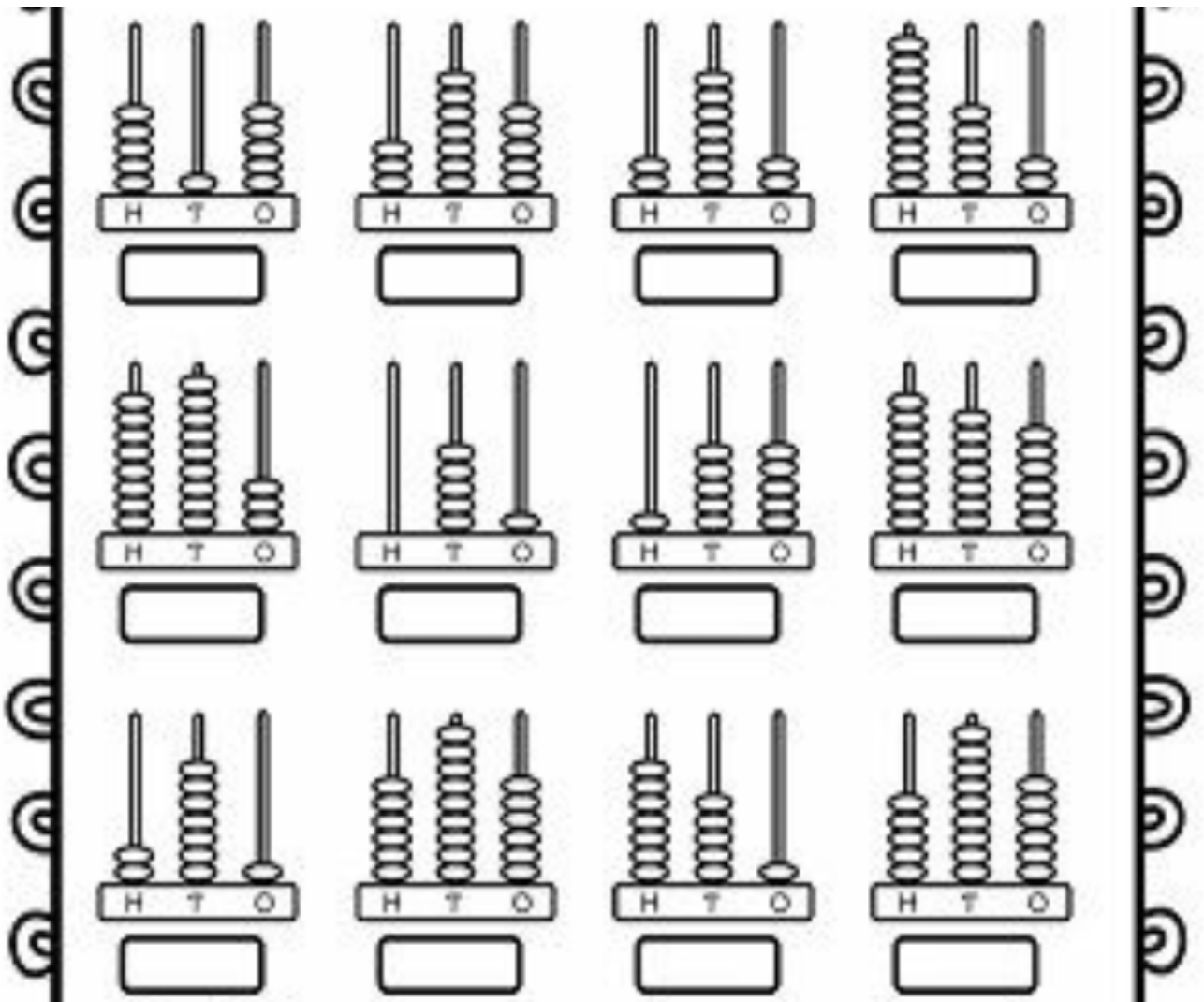
9 hundred , 9 tens , 9 ones

= 900 + 90 + 9 = **999** read as **nine hundred ninety-nine**

**Q1.** Look at the place value blocks and write the number on the cart.



**Q2.** Write the number by counting the beads in the abacus.



**Q3.** Draw abacus for following numbers.

a. 345    b. 402    c. 682    d. 753

**Q4.** Fill in the missing numbers:

**Numbers from 101 to 200**

101	102				106				110
	112		114			117		119	
							128		130
131		133		135				139	
		143			146				
	152		154			157			
				165			168		170
								179	
181		183			186				
	192			195				199	200

**Q5.** What comes before? :

a. \_\_\_\_\_, 100    b. \_\_\_\_\_, 130    c. \_\_\_\_\_, 152

d. \_\_\_\_\_, 170

**Q6.** What comes after?

a. 199, \_\_\_\_\_    b. 179, \_\_\_\_\_    c. 101, \_\_\_\_\_

d. 100, \_\_\_\_\_

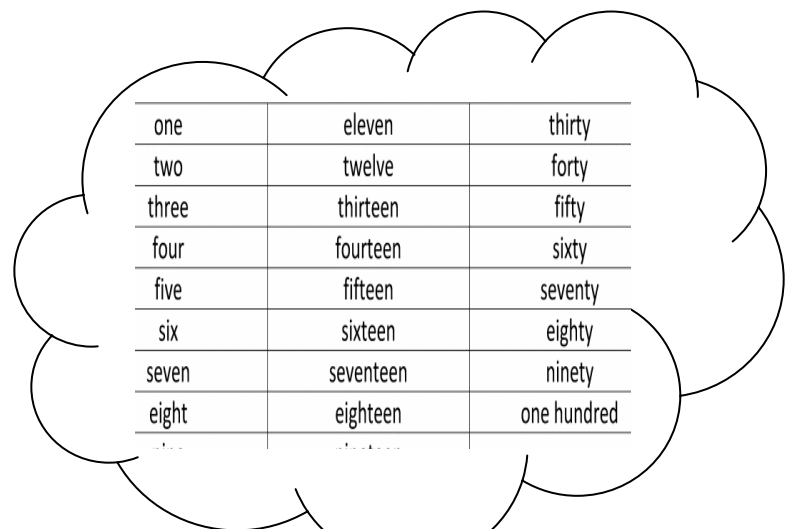
**Q7.** What comes between?

a. 107, \_\_\_\_\_, 109    b. 189, \_\_\_\_\_, 191    c. 99, \_\_\_\_\_, 101

d. 123, \_\_\_\_\_, 125

**Q8.** Write the number name.

a. 203 = two hundred three

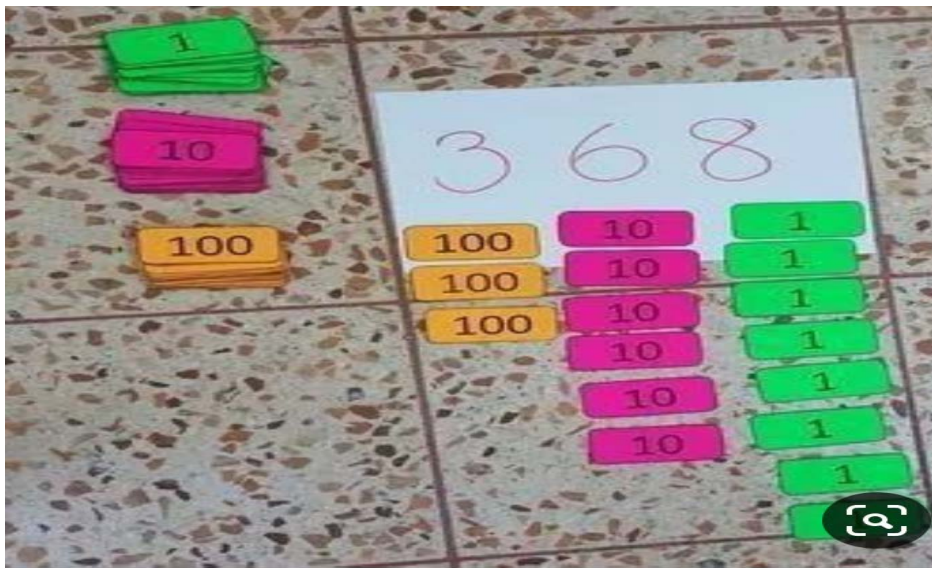


one	eleven	thirty
two	twelve	forty
three	thirteen	fifty
four	fourteen	sixty
five	fifteen	seventy
six	sixteen	eighty
seven	seventeen	ninety
eight	eighteen	one hundred

- b. 165 = one hundred sixty-five
- c. 189 = \_\_\_\_\_
- d. 199 = \_\_\_\_\_
- e. 200 = \_\_\_\_\_
- f. 116 = \_\_\_\_\_
- g. 106 = \_\_\_\_\_
- h. 140 = \_\_\_\_\_
- i. 111 = \_\_\_\_\_
- j. 119 = \_\_\_\_\_
- k. 157 = \_\_\_\_\_

### ACTIVITY TIME

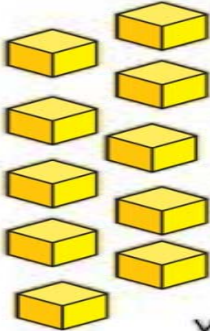
Make a ' place value mat ' in notebook( its not necessary to use coloured sheet). Use number other than given in example below.




Enjoy this poem for better understanding of concept.

### Place Value

(tune - "Bingo")



How many ones will make a ten?  
Let's count them all together!  
Ten ones make a ten,  
Ten ones make a ten,  
Ten ones make a ten.  
We're counting for the tens place!



How many tens will make a hundred?  
Let's count them all together!  
Ten tens make a hundred.  
Ten tens make a hundred.  
Ten tens make a hundred.  
We're counting for the hundreds place!



# ST. GREGORIOS SCHOOL, DWARKA

Class – II

Subject – EVS

Lesson – 1, Our Environment

## Environment

All the physical surroundings on Earth are called the environment. Our environment consists of air, water, soil, plants, birds, people, animals, the sun, mountains and many other things around us.

## Natural Things and Man-made Things

Nature provided us many things including living and as well as non-living things. Plants, animals, birds, fish and human beings are natural things. Certain non-living things like mountains, rivers, clouds, rain are also natural.



Sun



Mountain



River

Man-made Things: The things that are made by human-beings are known as Man-made things. Ex: House, Cars, Roads, Tables, Pens, Chairs etc.



Table



Pencil



Chair

## Living and Non-living Things


### *Living Things:*

Things which can grow, move, breathe and reproduce are called living things. Living Things can also feel emotions like anger, fear and happiness.

Examples of living things are human beings, animals and plants



Boy



Dog



Plant

### *Non-living things*

Things which cannot grow, move breathe and reproduce are called non-living things. They do not have any kind of life in them.


Examples of non living things are ball, air, water, bus, a book and so on.



Ball



Balloon



Book

## Differences between living things and non-living things

Living things	Non-living things
• Living things breathe	• Non-living things do not breathe
• Living things grow	• Non-living things do not grow
• Living things eat food	• Non-living things do not eat food
• Living things move	• Non-living things cannot move on their own
• Living things can feel	• Non-living things do not feel
• Living things give birth to young ones	• Non-living things do not give birth to young ones.
• Living things grow old and die	• Non-living things do not grow old and die

Q1. Read each statement write true or false.

- (a) Human beings are living things . ( )
- (b) Non-living things can breathe. ( )
- (c) The water, air and sunlight are living things. ( )
- (d) Living things can grow, use energy and breathe. ( )
- (e) Non-living things have senses. ( )
- (f) Living things can Reproduce. ( )

Q2. Circle the correct answer.

- (a) Which of the following is a living thing?  
(i) An ant      (ii) A pen      (iii) An aeroplane
- (b) Which of the following is a non-living thing?  
(i) A rose plant      (ii) A mouse      (iii) A car
- (c) A cat can \_\_\_\_\_ by itself but a table cannot.  
(i) fly      (ii) move      (iii) prepare food
- (d) Which of the following things cannot move by itself?  
(i) Bus      (ii) Bird      (iii) Fish

Q3. Direction: select the odd one out

- (a) a paper, pen, water, train
- (b) plant, animal, rocks, birds
- (c) fish, aeroplane, bus, train
- (d) spoon, cow cat, plant
- (e) mountain, river, stones, chair

Q4. Answer the following questions:

- (a) Name any two living things.
- (b) Name any two non-living things.
- (c) Give any two examples of man-made things

Q5. Draw, name and colour

- (a) Any two living and non-living things