

Class - II (English)
Chapter - 3
King Bruce and the spider

Chapter summary

Once upon a time there was a brave and wise king named Robert Bruce. He was the king of Scotland. One day the king of England led a large army into Scotland and drove him out of Scotland.

King Bruce had a small army. He fought bravely with the king of England. He fought six times and lost all the six times. He could do nothing but run and hide. He ran and hid in a cave in the forest.

One rainy day, king Bruce was in the cave. He was very tired and sick. He thought, "I do not want to try again. All is lost".

He saw a spider spinning her web in the cave. The spider was working hard. She was trying to spin her thread from one end of the cave to the other. The thread was short and thin. She kept falling. But she kept on trying. King Bruce counted that the spider tried and failed six times. He felt sad for the spider.

But the spider did not give up. She succeeded the seventh time. This time she was able to spin the thread to the other side of the cave.

King Bruce was surprised. He cried, "if a little spider can do it, I can do it too. I will fight the war and will win."

King Bruce gathered all his soldiers and marched to the battlefield.

He fought the king of England one more time and won.

King Bruce learnt a lesson from the little spider.

"Try, try, try again. You will win."

Glossary

- *drove him out – sent him out of his place*
- *give up – stop trying*
- *succeeded – win*

Let's revise. (Only for oral practice)

Complete the following sentences.

- a) was a brave and wise king.
- b) King Bruce saw a in the cave.
- c) The spider was spinning her
- d) The spider succeeded in spinning her web the time.

Practice Time

Q1. Write the underlined words two times.

Q2. Glossary (Word Meaning)

(i) spin (ii) gather (iii) army (iv) battlefield

Q3. Frame sentences using the given words.

(i) cave (ii) war (iii) count (iv) thread (v) again

Q4. Give Opposite

(i) large (ii) brave (iii) won (iv) sick (v) tired (vi) sad

Q5. Give past form of the given verbs.

(i) fight (ii) drive (iii) hide (iv) learn (v) keep (vi) cry

Q6. Give plural

(i) army (ii) soldier (iii) cave (iv) spider

QK. Answer the given questions.

(i) Who was the king of Scotland?

(ii) Who fought the battle against King Bruce?

(iii) Where did king Bruce hide?

(iv) What did king Bruce do after coming out of the cave?

(v) What happened when the war was fought for the seventh time?

(vi) What lesson can be learnt from the spider in the story?

Note: - Use any available notebook to do the work.

Class - II (English)
Chapter -3
King Bruce and the Spider
ANSWER KEY

Practice Time

Q1. Write the underlined words two times.

Q2. Glossary (Word Meaning)

- (i) spin – to weave
- (ii) gather – to collect
- (iii) army – a group of soldiers.
- (iv) battlefield – a big ground to fight

Q3. Frame sentences using the given words.

- (i) cave (ii) war (iii) count (iv) thread (v) again

Q4. Give Opposite

- (i) large – small
- (ii) brave – coward
- (iii) won – lost
- (iv) sick – well/ healthy
- (v) tired - active
- (vi) sad – happy

Q5. Give the past form of the given verbs.

- (i) fight – fought
- (ii) drive- drove
- (iii) hide – hid
- (iv) learn – learnt
- (v) keep – kept
- (vi) cry - cried

Q6. Give plural

- (i) army – armies
- (ii) soldier – soldiers
- (iii) cave – caves
- (iv) spider – spiders

Q7. Answer the given questions.

- (i) King Bruce was the king of Scotland.
- (ii) The king of England fought the battle against king Bruce.
- (iii) King Bruce hid in a cave in the forest.
- (iv) King Bruce gathered all his soldiers and marched to the battlefield.
- (v) King Bruce won the war, when he fought for the seventh time.
- (vi) The lesson learnt was, try, try again and you will win.

बिंकुज

हिंदी पाठमाला

Text-cum-Workbook
with ONLINE Support



2



- पाठों का रोचक ऐनिमेशन
- क्रियात्मक अभ्यास
- चित्र-शब्दकोश



गोयल ब्रदर्स प्रकाशन

CLASS II (HINDI)

आओ दोहराएँ - वर्णमाला

वर्णमाला

स्वर

व्यंजन

स्वर

अ

आ

इ

ई

उ

ऊ

ऋ

ए

ऐ

ओ

औ

अयोगवाह

अं

अः

यंजन

क	ख	ग	घ	ङ
च	छ	ज	झ	ञ
ट	ठ	ड	ढ	ण
त	थ	द	ध	न
प	फ	ब	भ	म
य	र	ल	व	
श	ष	स	ह	


संयुक्ताक्षर

क्ष त्र ज्ञ श्र

नोट : यह कार्य किसी भी कॉपी पर उतार ले ।




मात्राओं का अभ्यास प्रतिदिन करें ।

अभ्यास


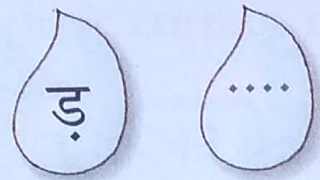





1. वर्णमाला पूरी करो Complete the alphabet :

(क)

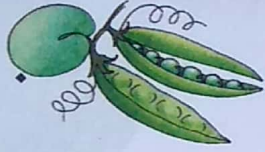


(ख)



2. चित्रों के नाम लिखो और वाक्य पढ़ो Name the pictures and read the sentences :

(क)



..... मटर चख ।

(ख)



..... भर ।

(ग)




..... उधर रख ।

(घ)



..... पर मत टहल ।

3. चित्र में रंग भरो Colour the picture :



अभ्यास

बोल - बोलकर याद करें।

स्वर मात्रा शब्द

अ कोई मात्रा नहीं बस , टबा , जल

आ हार , कार , जाल

इ किताब , चिड़िया , सितार

ई मछली , साड़ी , नीली

उ गुड़िया , साबुन , गुलाब

ऊ सूरज , भालू , आलू

ऋ वृक्ष , गृह , मृग

ए रेल , मेला , खेल

ऐ थैला , पैसा , पैर

औ जोकर , टोकरी , बोटल

औँ पौधा , पकौड़ा , मौसम

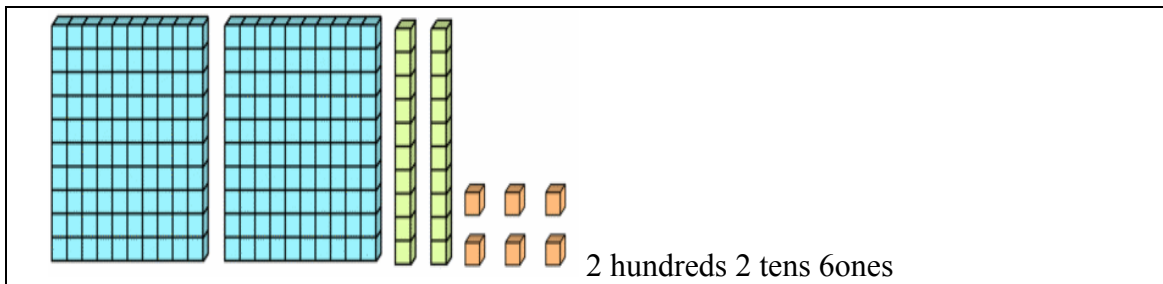
अथवा

अं पतंग , जंगल , पंख

अः प्रातः , जमः , पुनः

ST. GREGORIOS SCHOOL, DWARKA
WORKSHEET-2
CLASS : II
SUBJECT – MATHEMATICS
Chapter 1. Numbers upto 1000

Numbers from 201 to 300




hundreds	tens	ones	
2	2	6	
Two hundred twenty-six			

Q1. Fill in the missing numbers.

201									210
	212	213	214	215					220
		223			226		228		
231						237			
241	242					247		249	250
		253		255			258		260
						267			
271	272	273					278	279	280
	282		284		286			289	
			294		296			299	300

Numbers from 301 to 400



3 hundreds 2 tens 3 ones

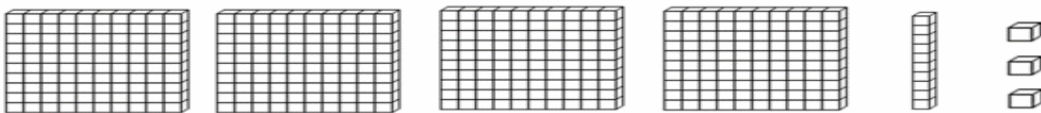
hundreds	tens	ones
3	2	3

Three hundred twenty-three

Q2. Fill in the missing numbers.

310	302	303	304	305	306	307	308	309	310
				315	316				
				325	326				
				335	336				
				345	346				
				355	356				
				365	366				
				375	376				
				385	386				
				395	396				

Numbers from 401 to 500



4 hundreds 1 tens 3 ones

Hundreds	Tens	Ones
4	1	3

Four hundred thirteen

Q3. Fill in the missing numbers.

401									410
	412							419	
421									430
				435			438		
		443				447			
			454		456				
461									470
		473						479	
481							488		490
	492								500

Q2. What comes after?

- a. 279, _____ b. 209, _____ c. 255, _____ d. 228, _____
e. 302, _____ f. 389, _____ g. 491, _____ h. 499, _____

Q3. What comes before?

- a. _____, 300 b. _____, 215 c. _____, 239 d. _____, 250
e. _____, 384 f. _____, 371 g. _____, 500 h. _____, 444












Q4. What comes in between?

- a. 271, _____, 273 b. 286, _____, 288 c. 223, _____, 225
d. 242, _____, 244 e. 440, _____, 442 f. 428, _____, 430

Q5. Write the number name.

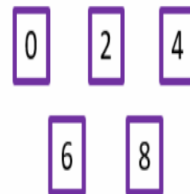
- a. 205 = two hundred five
b. 219 = two hundred nineteen
c. 225 = two hundred twenty-five
d. 239 = _____
e. 244 = _____
f. 259 = _____
g. 268 = _____
h. 270 = _____
i. 389 = _____
j. 398 = _____
k. 400 = _____
l. 418 = _____
m. 433 = _____
n. 349 = _____
o. 486 = _____

EVEN AND ODD NUMBERS

 Even <small>All In Pairs</small>	Odd  <small>Not All In Pairs</small>
0	1 
2 	3 
4 	5 
6 	7 
8 	9 

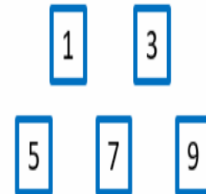
Even and Odd Numbers

Even Numbers end in



Examples: 4, 56, 730






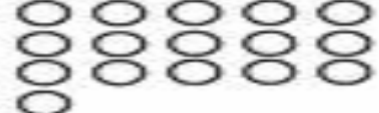


Odd Numbers end in



Examples: 9, 83, 641

EVEN NUMBERS	ODD NUMBERS
Even numbers can be put into pairs.	Odd numbers cannot be put into pairs. One always left over after pairing.
Even numbers end on 0, 2, 4, 6 or 8. 0 is an even number.	Odd numbers end on 1, 3, 5, 7, or 9
e.g- 10, 32, 54, 6, 98 etc	e.g. 11, 23, 15, 57, 99 etc

Q1. Circle pairs to count by twos. Then write if the number is even or odd.

<div style="display: flex; align-items: center;"> <div style="border: 1px solid black; padding: 5px; margin-right: 10px;">14</div>  </div> <p style="text-align: center; margin-top: 5px;">_____</p> <p style="text-align: center; margin-top: 5px;">even</p>	<div style="display: flex; align-items: center;"> <div style="border: 1px solid black; padding: 5px; margin-right: 10px;">5</div>  </div> <p style="text-align: center; margin-top: 5px;">_____</p>
<div style="display: flex; align-items: center;"> <div style="border: 1px solid black; padding: 5px; margin-right: 10px;">9</div>  </div> <p style="text-align: center; margin-top: 5px;">_____</p>	<div style="display: flex; align-items: center;"> <div style="border: 1px solid black; padding: 5px; margin-right: 10px;">2</div>  </div> <p style="text-align: center; margin-top: 5px;">_____</p>
<div style="display: flex; align-items: center;"> <div style="border: 1px solid black; padding: 5px; margin-right: 10px;">18</div>  </div> <p style="text-align: center; margin-top: 5px;">_____</p>	<div style="display: flex; align-items: center;"> <div style="border: 1px solid black; padding: 5px; margin-right: 10px;">16</div>  </div> <p style="text-align: center; margin-top: 5px;">_____</p>
<div style="display: flex; align-items: center;"> <div style="border: 1px solid black; padding: 5px; margin-right: 10px;">15</div>  </div> <p style="text-align: center; margin-top: 5px;">_____</p>	<div style="display: flex; align-items: center;"> <div style="border: 1px solid black; padding: 5px; margin-right: 10px;">17</div>  </div> <p style="text-align: center; margin-top: 5px;">_____</p>

Q2. Colour Even numbers red and Odd numbers green.

1	2	3	4	5	6	7	8	9	10
11	12	13	14	15	16	17	18	19	20
21	22	23	24	25	26	27	28	29	30
31	32	33	34	35	36	37	38	39	40
41	42	43	44	45	46	47	48	49	50
51	52	53	54	55	56	57	58	59	60
61	62	63	64	65	66	67	68	69	70
71	72	73	74	75	76	77	78	79	80
81	82	83	84	85	86	87	88	89	90
91	92	93	94	95	96	97	98	99	100

Q3. Make  for even numbers and  for odd numbers.

a. 11 - _____ b. 80 - _____ c. 64 - _____

d. 83 - _____ e. 19 - _____ f. 97 - _____

g. 72 - _____ h. 95 - _____ i. 98 - _____

